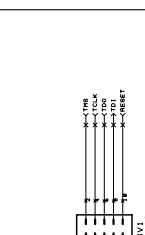
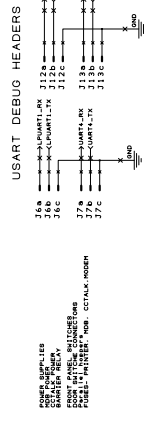


UARTS


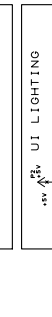
DEBUG/USB - LPUART1  
PRINTER - UART2  
MODEM - UART3  
MODEM - UART1



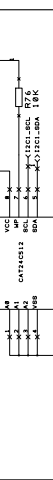
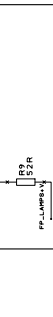
UI LIGHTING




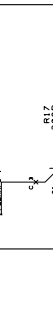
SWITCHES, BUTTONS AND GPIO



BARRIER RELAY (OPEN CIRCUIT)



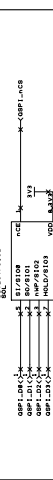
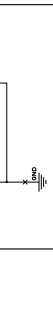
USART DEBUG HEADERS



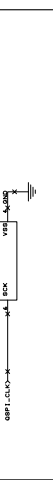
POWER SUPPLIES



MODE SELECT SWITCH



UARTS



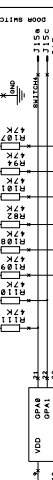
MODE SELECT SWITCH



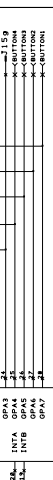
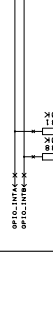
MODE SELECT SWITCH



MODE SELECT SWITCH



MODE SELECT SWITCH



MODE SELECT SWITCH




MODE SELECT SWITCH



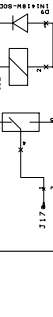
MODE SELECT SWITCH



MODE SELECT SWITCH



MODE SELECT SWITCH



MODE SELECT SWITCH



MODE SELECT SWITCH



Project Information Table with columns: A, B, C, D, E, Drawn, Checked, Project, Client, Title, Protection, Do Not Scale, Filenames, and Revision.