


The
DProbeST10
and
DBoxST10
Family



Embedding Software Quality



ST10 emulation tailored for you



From Entry Level to the Ultimate Debugging Experience

The DProbe family has been created by Hitex to address the diverse needs of development engineers creating embedded systems. The family includes an extensive range of configurable emulators and tools, designed to introduce powerful efficiency, insight and control into your debugging process.

Modular, upgradeable and so easy to use

The concept is based on providing: Flexibility due to a modular approach, entry-level solutions available for small or low-budget projects or just to get started, quick and easy upgrade paths, easy adaptation to meet diverse project requirements, full support of the popular ST10 architecture, complete support of all ST10 processor speeds, virtually unlimited trace and trigger capabilities in high-end systems, easy integration with third party tools and development environments

Futuristic Palm-Sized Emulation

Built with the latest bondout technology, the DProbeST10 offers full non-intrusive in circuit emulation. The use of sophisticated ASIC technology and highly integrated emulator control hardware has made the DProbeST10's

size similar to that of a handheld probe. This allows much shorter distances to be achieved between the probe hardware, emulation chip and target system, which eliminates the need for long connection lines. These short distances allow the DProbeST10 to support each microcontroller at its maximum frequency of operation, without having to use wait states. The entire range of operating voltages (from 2.7 to 5.5 V) is also supported.

XPER Module to Match the Derivative of Your Choice

XPER modules provide fast and accurate add-on support for numerous derivatives by incorporating the peripherals of these derivatives into the bondout emulation process. As well as supporting the derivatives of today, new XPER modules will become available to match the release of future derivatives. So you won't have to worry about expensive drawn out changeovers when choosing future derivative. XPER modules are simply plugged into the DProbeST10, so exchanging them couldn't be simpler.



DBoxST10 for high level in-circuit emulation

Affordable Emulation That's Easy to Use

The DProbeST10 is designed to provide software developers with the maximum ease of use – installation is plug and play, Hitex PressOn Technology greatly simplifies adaptation to the target system and there is no need to set emulator specific jumpers or switches. The basic unit provides emulation memory and hardware-controlled execution breakpoints as well as software breakpoints. The DProbeST10 is particularly well suited to debugging awkward software problems and thanks to its affordable price, it can be provided to each developer in a team as a personal entry-level hardware-based tool.

Upgrade It and Let It Grow with Your Application

You'll never need to worry about your application's increasing thirst for memory. If more memory is required at some stage, simply plug-in a DMemory module – they're available in sizes up to 2 MByte. These modules provide fast dual-ported memory allowing the reading and writing of data to take place on the fly in real-time.


If a greater level of functionality is required than that offered by the basic system, a DTrace module can be snapped in. You'll then be able to track down complex error conditions and review the source code associated with them. You'll also have two additional bus event recognizers at your disposal and a trace buffer of up to 128KB of frames including timestamps.

Adding the DMemory and DTrace options to a DProbeST10 results in a powerful mid-range emulation system that is able to get to grips with complex error conditions. Statistical Performance Analysis and Code Coverage features are also provided - even at this level.



The modular DProbe/DBox concept allows you to upgrade existing DProbes to high-end systems. Simply remove the DTrace module and plug in the DBox of your choice. An existing DBoxST10-1 can be upgraded to a DBoxST10-2. This flexible modular approach lets the developer add to or subtract from the total functionality based on specific project requirements. A DProbeST10 and a DBoxST10 can be mixed and matched to build different DProbeST10 platforms with varying capabilities.

DBoxST10 – high-end features and upgrade path



High-end Features to Ensure Software Quality

Enhanced Event Recognition and Trace Buffer –

For analyzing occasional or critical events

The DProbe/DBox combination provides outstanding support for detecting unexpected system behavior and determining its causes. The event system is based on a sophisticated eight-level sequencer for runtime and trace control. Each level has its own complex trigger and break conditions.

The trace buffer can capture up to 512K of frames, which contain processor information, timestamps and 48 additional external input lines. Together with the complex event recognition, this generous amount of trace buffer memory facilitates the long-term analysis of critical or infrequent events.

Code Coverage – To determine how your code's really used

As an upgrade to the statistical analysis available with DProbe and DTrace alone, the Code Coverage feature of the DBoxST10 offers the most accurate analysis available for the ST10 microcontroller family.

The DBoxST10 tracks each executed instruction. This coverage analysis is performed independently of whether execution takes place out of internal Flash/ROM or external memory. The analysis can also be performed conditionally based on a certain sequencer level. This could for example allow the DBoxST10 to illuminate the usage of real-time kernel services on behalf of a specific task. A log of coverage results can be easily viewed directly within the user's source window.

Performance Analysis – To ensure no area of code is burdening the target system

The DBoxST10 can find code bottlenecks, thus helping to eliminate the possibility of system failures due to unforeseen system overloading. The DBoxST10 offers an analysis of dedicated execution time for objects (i.e. modules, functions and interrupt services). A graphical display of these execution times then immediately reveals program code that needs to be revised. To detect and analyze execution times based on a certain program history, various sequence levels can control the performance analysis.

The Upgrade Path –

Select, Upgrade, Pick'n Mix

Hitex offers three DBoxST10 variants in increasing levels of performance. Choose a DBoxST10-1 to enter the world of enhanced event recognition and trace capabilities. Choose a DBoxST10-2 for a unique verification and optimization tool offering unlimited read/write-event recognition. Or choose DBoxST10-3, which combines all the functionality of both, the -1 and -2 together with long-term analysis provided by an extremely large trace buffer. One of these models is bound to fulfill all of your in-circuit emulation requirements.



Technical data and add on accessories



Add On Accessories

PCMCIA-Card

Create a mobile test environment with this plug & play host interface card for laptop PCs. Short download times and fast emulator responses are guaranteed.

Logic Probes

These bi-directional probes are intended for a DBox's input and output signals. Each probe provides eight input/output lines to trigger external hardware or include input signals into trace buffer or event recognition facility.



XPER Modules

An XPER module can be plugged into a DProbe to support a new processor derivative. Two chip emulation guarantees inexpensive and quick upgrades to new derivatives, which are not fully supported, by the latest bondout chip.

Test/Measurement Adapter

This custom adapter supplies processor signals to external instruments that are used as logic analyzers. The adapter is placed between the actual target adapter and the emulator. Test connections for new hardware can be set up quickly because all processor signals are available and marked at a connector with 2.54 mm pitch.


PressOn Adapter

This revolutionary adaptation technology provides a safe connection to the specific housing used in the target. It is a simple, flexible adapter, particularly useful for mobile debugging.

The PressOn adapter combines the advantages of minimum space requirements on the target PCB with a very reliable and robust pin contact. Contact between the target system and the emulator is no longer achieved using metal contact springs or soldered connections, but by using flexible contact elements.


The Basic DProbeST10 Emulator

Bondout CPU	ST10R201, fully transparent, non-intrusive debugging
Operating voltage	Supports voltages from 2.7 up to 5.5 Volts
Overlay memory	1 MByte mapable in complete 16 MByte address range Selectable granularity (1 kByte up to 32 kByte) Zero wait state access (@33.3 MHz) Write protection (ROM emulation)
On-chip ROM	Selectable ROM size up to 512kByte / 32-Bit access
Breakpoints	8 hardware execution breakpoints (break before make) 256 software breakpoints
Clock generator	Internal clock generator, programmable from 1 MHz to 100 MHz (100 kHz steps)
Control lines	Enable/disable control for RESETIN, RESETOUT, NMI, XTAL2
Adaptation	Adaptation via quad connector system to all existing adapter and chip packages. Compatible with Hitex PressOn technology
Dimensions	91 x 26 x 175 mm [W x H x D]
Connection to host	HIF PCI card, HIF PC card (PCMCIA), LPTHIF (Printer Port) Download rate up to 300 kByte/sec
Power	Individual power supply (80-260 VAC) or direct 5V DC connection
Approvals	CE, GS, FCC, UL, CSA



Technical data

DMemory and DTrace



Get Trace Information With A DTrace Module

Real-time trace module to trace all CPU bondout buses and control signals. Complex event setting on CPU internal/external activity. Trace/Trigger on register access.

	DTrace64	DTrace128
Trace memory	64k samples 144 channels	128k samples 144 channels
Timestamp	48 Bit / 50 ns resolution	
Events	2 complex events	
Event actions	Break, trigger, qualify trace, start/stop trace, change level	
Sequence levels	2 sequencer levels	
Break sources	Single event, ORed event, End of recording	

Improve Your System With A DMemory

Dual ported overlay memory to watch and to modify memory locations without real-time violation. Freely mappable in the whole 16 MByte CPU address range

	DMem-1	DMem-2
Total memory size	1 MByte	2 MByte
Block size	512 kByte	512 kByte
Granularity	1k...32 kByte	1k...32 kByte
Access speed (@33.3MHz)	Zero wait states	Zero wait states

Software

Debugger for DProbeST10	HiTOP, μ Vision2, CrossView, fast-view166
Debugger for DBoxST10	HiTOP
Operating systems	Windows 95/98, Windows NT, Windows 2000
Supported RTOS	RTX166, PXROS, CMX-RTX, Nucleus, OSE, ProOSEK, osCAN, OSEKtr
Case Tools	EasyCase, X32, DA-C
Compiler	Support of all popular compilers (Keil, Tasking, HighTec)

Technical Data DBoxST10

	DBox-1	DBox-2	DBox-3
Trace memory Depth / channels	256k / 192 ch.	256k / 192 ch.	512k / 192 ch.
Standard range comparators			
Instruction address	—*	16 MB	16 MB
Operand read address	—*	16 MB	16 MB
Operand write address	—*	16 MB	16 MB
Code coverage			
Event controlled start/stop	—*	yes	yes
Performance Analysis			
Event controlled start/stop	—*	yes	yes

*) upgrade available

The DBoxST10 Will Cover All Your Needs

Real-time trace with 48 Bit timestamp / 10 ns resolution. Up to 48 external input signals (glitch latch mode). 8 complex events / unlimited range events. Timer and counter available. 2 independent sequencers for break and trace (8 levels). Event controlled start/stop of non statistical realtime code coverage or performance analysis

Max. Frequency [MHz]	40
Timer	2 + 1
Bits	14 Bit
Resolution [min./max.]	100 µs / 1 sec
Timestamp	
Bits / Resolution	48 Bit / 10 ns
Complex event counter	3
Max. count value	65535
Execution event counter	7
Max. count value	256
Complex range events	4
External line trace	48 channels
Recording mode	
Clock cycle recording	yes
Glitch latch mode	yes
Output lines	
Event controlled	4
Predefined	4
Connection to host	HIF PCI card, HIF PC card (PCMCIA), LPTHIF (Printer Port)
Dimensions	254 x 73 x 355 mm [W x H x D]



Main Office Germany
Greschbachstraße 12 Tel. +49-721-9628-0
D-76229 Karlsruhe Fax +49-721-9628-149
E-mail sales@hitex.de

Visit us on the internet! www.hitex.com or www.hitex.de

Hitex USA
2062 Business Center Drive, Suite 230 Irvine, CA 92612
Tel. 800-45-HITEX
Tel. +1-949-863-0320
Fax +1-949-863-0331
E-mail info@hitex.com

Hitex UK
Warwick University Science Park GB-Coventry CV4 7EZ
Tel. +44-24-7669-2066
Fax +44-24-7669-2131
E-mail info@hitex.co.uk

Hitex Asia
25 International Business Park, #04-62A German Centre Singapore 609916
Tel. +65-6566-7919
Fax +65-6563-7539
E-mail sales@hitexasia.com.sg

This brochure is intended to give overview information only. Since our policy is one of continuing development, changes and technical enhancements are possible. Trademarks of other companies used in the text refer exclusively to the products of these companies. Hitex and HITOP are trademarks of Hitex Development Tools GmbH. Copyright ©2004 Hitex Development Tools GmbH.

Embedding Software Quality