



Cycle motor parameter



21 Teeth
23 Diameter




93 Teeth



Summary

Planetary gear box



Sun gear teeth (Z_s) = 21

Ring gear teeth (Z_r) = 93

Gear ratio = Z_s/Z_r

= $93/21$

= 4.43

- I have one chinese controller and I have captured its phase voltages which is not exactly sine.

